




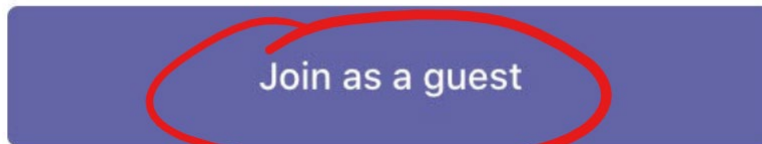
# WEST BUCKLAND SCHOOL

## Joining a live event from a Mobile Device (iOS or Android)

1. In order to watch from a mobile device you will need the free 'Microsoft Teams' app installed on your device, this is a free download from the 'App Store' (Apple) or 'Play Store' (Android) on your device, please note that you do not need to 'Sign in' or open the app, you just need to have it installed on your device. *You can/should complete this in advance of the start time.*

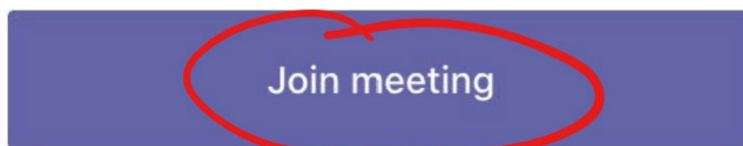


2. Just before the start time of the meeting, click the link in the email sent to you from the school, when prompted select 'Join as guest'



Sign in and join

3. Type your name and select 'Join meeting'

A text input field with a white border and a light gray background. The text 'Joe Smith' is entered, and a red circle highlights the text.

4. You are now ready to watch the live event



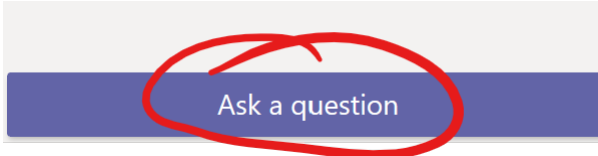
# WEST BUCKLAND SCHOOL

## Asking a question

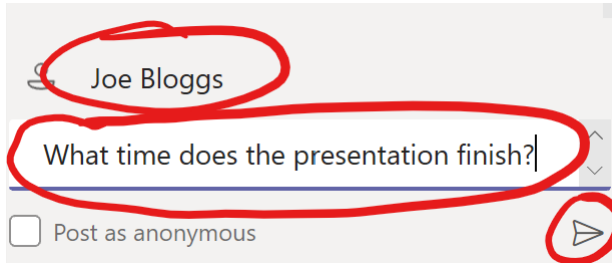
1. If you wish to ask a question click on the 'Q&A' icon at the top right of your screen



2. The click 'Ask a question' on the bottom right of the screen



3. Enter your name, type your question and click the send icon:



4. Once you have asked your question, please the back button to return to the live event

